



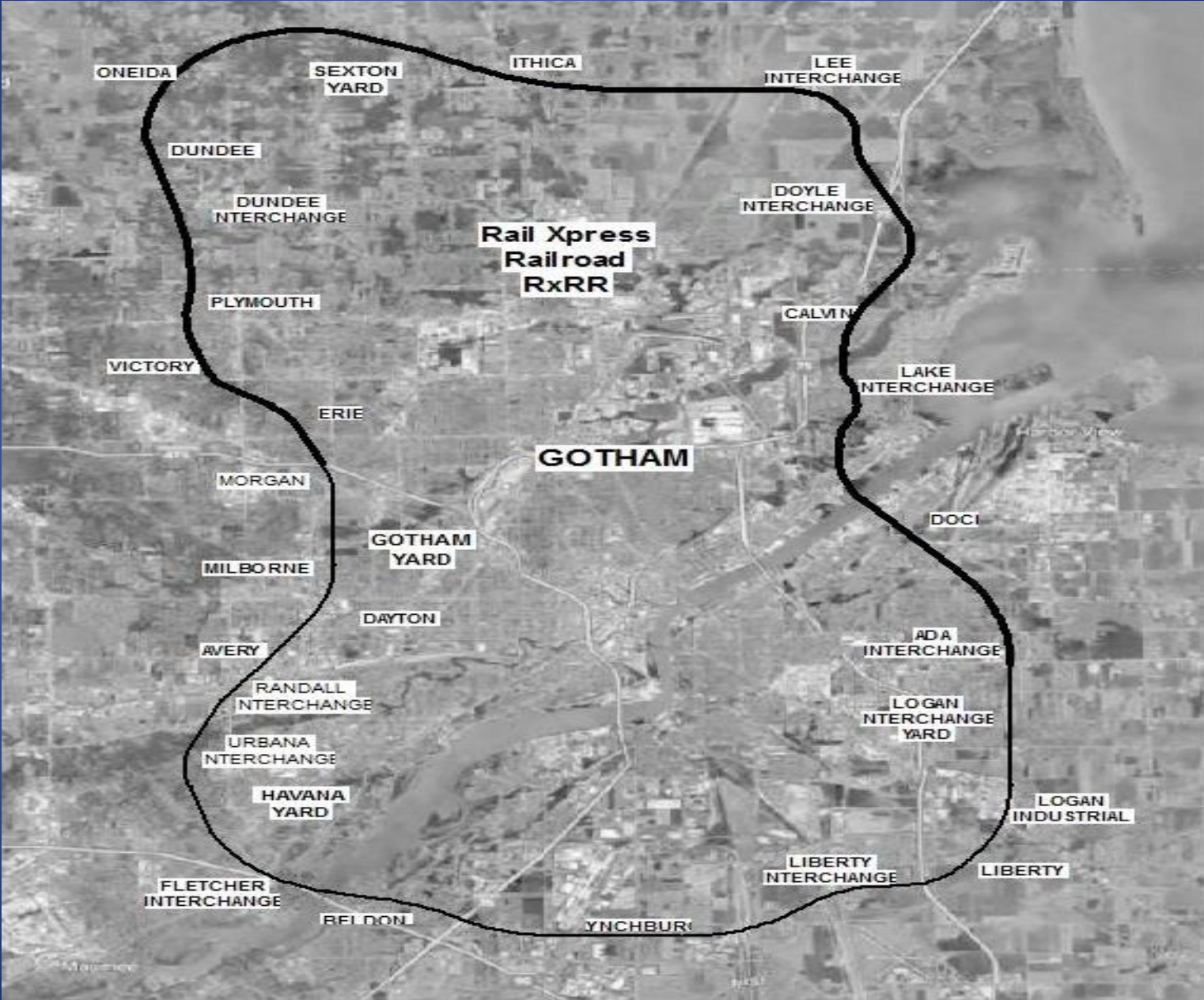
Rail Xpress Railroad

RxRR

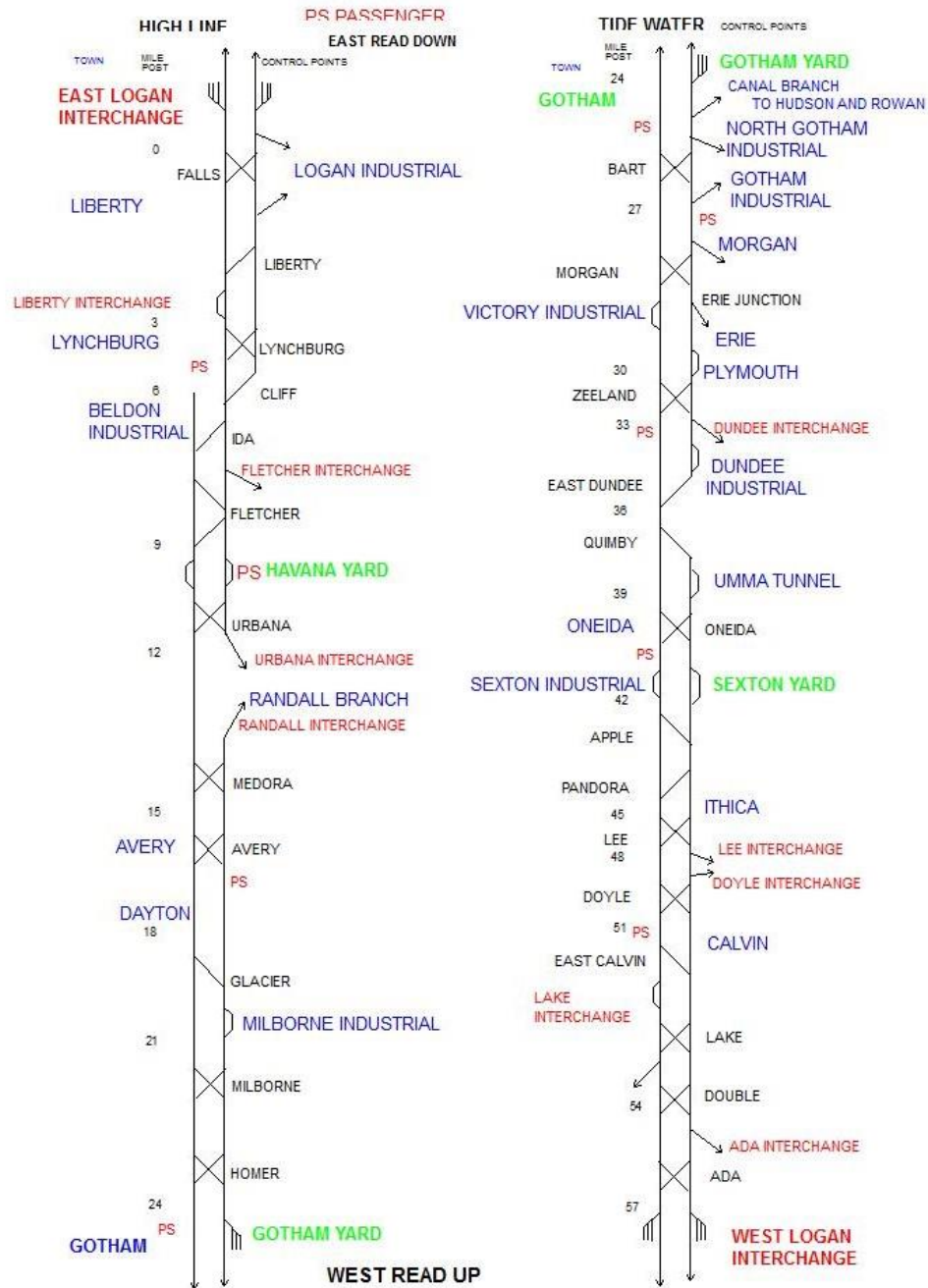
Ops Orientated Layout

By Dan Hinel

Aerial Map of Gotham and surrounding cities



RxRR 3.0



RxRR 3.0 Overview

CTC controlled double track beltline switching railroad built for operations (Approximately 250 ops sessions to date)

Utilizes C/mri system for train detection and signaling

Modern graphic CTC panel using Microsoft Visual Basic

Card Forwarding System is Card Orders

(each industrial spot is assigned specific car type)

Over 600 car spots

NCE Wireless System

Intercom Phone System used for Communication

Trains run in sequence (See Dispatcher Train Log)

RxRR 3.0 Overview

Typical Crew

Dispatcher

Gotham Yard Master

Sexton/Havana Yard Master

Eight Single or Two person Road Crews

Layout:

2700 sq. ft. room

Double Track Main line 830 ft. with 75 ft. branch line

Total track length 3705 ft. and 325 turnouts

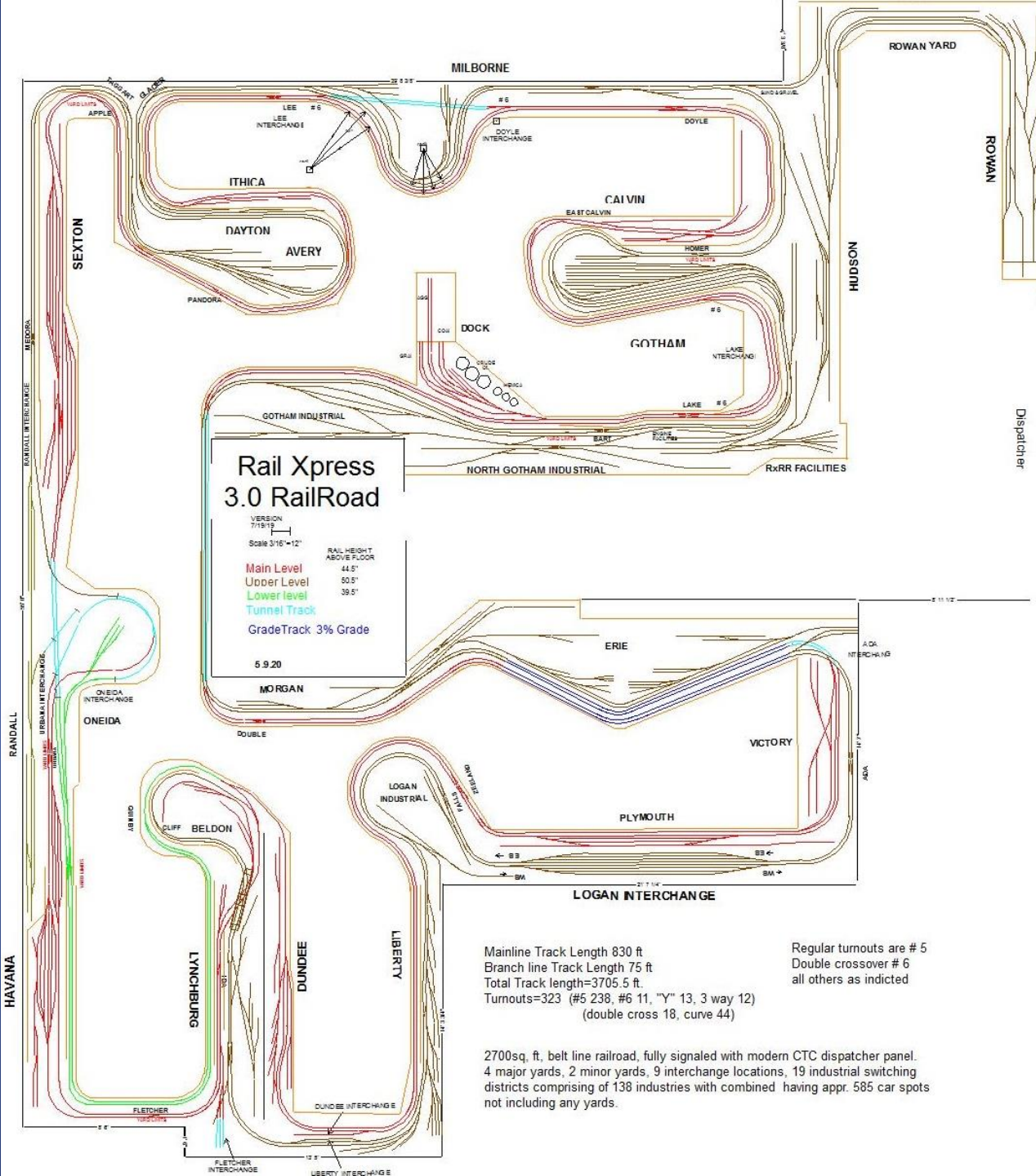
Two levels but one deck (6 " difference)

One level switching area the other run through

Fully Detected (168 blocks)

Fully Signaled (over 200 signal heads or 540 LED)

30 Control Points



Rail Xpress 3.0 RailRoad

VERSION
7/19/19

Scale 3/16"=12'

RAIL HEIGHT
ABOVE FLOOR
Main Level 44.5"
Upper Level 50.5"
Lower Level 39.5"

Tunnel Track
GradeTrack 3% Grade

5.9.20

Mainline Track Length 830 ft
Branch line Track Length 75 ft
Total Track length=3705.5 ft
Turnouts=323 (#5 238, #6 11, "Y" 13, 3 way 12)
(double cross 18, curve 44)

Regular turnouts are # 5
Double crossover # 6
all others as indicted

2700sq. ft. belt line railroad, fully signaled with modern CTC dispatcher panel.
4 major yards, 2 minor yards, 9 interchange locations, 19 industrial switching districts comprising of 138 industries with combined having appr. 585 car spots not including any yards.



4 types of Trains

- Yard Transfers:
(12) Originates out of Logan (10 cars) or Gotham (22 cars)
Pick up or set out at various interchanges and minor yards
- Local (Turns):
(20) Pick up and set out at 596 car spots serving 138 industries
22 switching districts Average 8 cars per train
- Unit Trains:
(4) Pick up & Set out at various industries and interchanges
Coal, Aggravated, Petroleum Products and Chemicals,
and Grain (1 for 1)
- Passenger:
(1) (Doodlebug) Multiple passenger stops

DISPATCHER TRAIN LOG SHEET #1

5/20/2020

DISPATCHER						
DATE						
TR #	NAME	DEPART	DIR	ARRIVE	CREW	TIME
G2	NORTH GOTHAM INDUSTRIAL	GOTHAM	E	GOTHAM		
S1	ITHICA-CALVIN TURN	SEXTON	E	SEXTON		
H1	BELDON	HAVANA	W	HAVANA		
103	GOTHAM- DUNDEE INTERCHANGE- SEXTON-LOGAN	GOTHAM	E	LOGAN TK 3		
201	LOGAN-HAVANA-RANDALL INTERCHANGE- GOTHAM	LOGAN TK 1	E	GOTHAM		
E1	AGG JOB	GOTHAM	W	GOTHAM		
G3	RxRR FACILITY	GOTHAM	E	GOTHAM		
S2	LIBERTY TURN	SEXTON	E	SEXTON		
G9	PLYMOUTH DUNDEE TURN	GOTHAM	E	GOTHAM		
G4	GOTHAM INDUSTRIAL	GOTHAM	E	GOTHAM		
E2	COAL JOB	W. UMMA TUNNEL	W	E. UMMA TUNNEL		
107	GOTHAM- RANDALL INTERCHANGE HAVANA- LOGAN	GOTHAM	W	LOGAN TK 7		
208	LOGAN- SEXTON-DUNDEE INTERCHANGE-GOTHAM	LOGAN TK 8	W	GOTHAM		
G5	DAYTON AVERY TURN	GOTHAM	W	GOTHAM		
H2	LYNCHBURG	HAVANA	W	HAVANA		
S3	LOGAN INDUSTRIAL	SEXTON	E	SEXTON		
G12	ROWAN	ROWAN		ROWAN		
102	GOTHAM-DUNDEE INTERCHANGE- SEXTON LOGAN	GOTHAM	E	LOGAN TK 2		
203	LOGAN-HAVANA-RANDALL INTERCHANGE-GOTHAM	LOGAN TK 3	E	GOTHAM		

CAR ORDERS

A CAR FORWARDING SYSTEM WITHOUT THE USE OF REPORTING MARKS

Presented By

Dan Hinel

Some Talking points First

- The crew on the ground is not interested in where a car came from or where it is going.
- They are only interested is what they have to do with it.
- This method is meant to focus on that part of operations.
- The Car Card system has a card for each car, the Car Order system has a card for each customer delivery spot.
- Car Order system has no documentation for any rolling stock. (+/- cars no problem)

HIGHLIGHTS

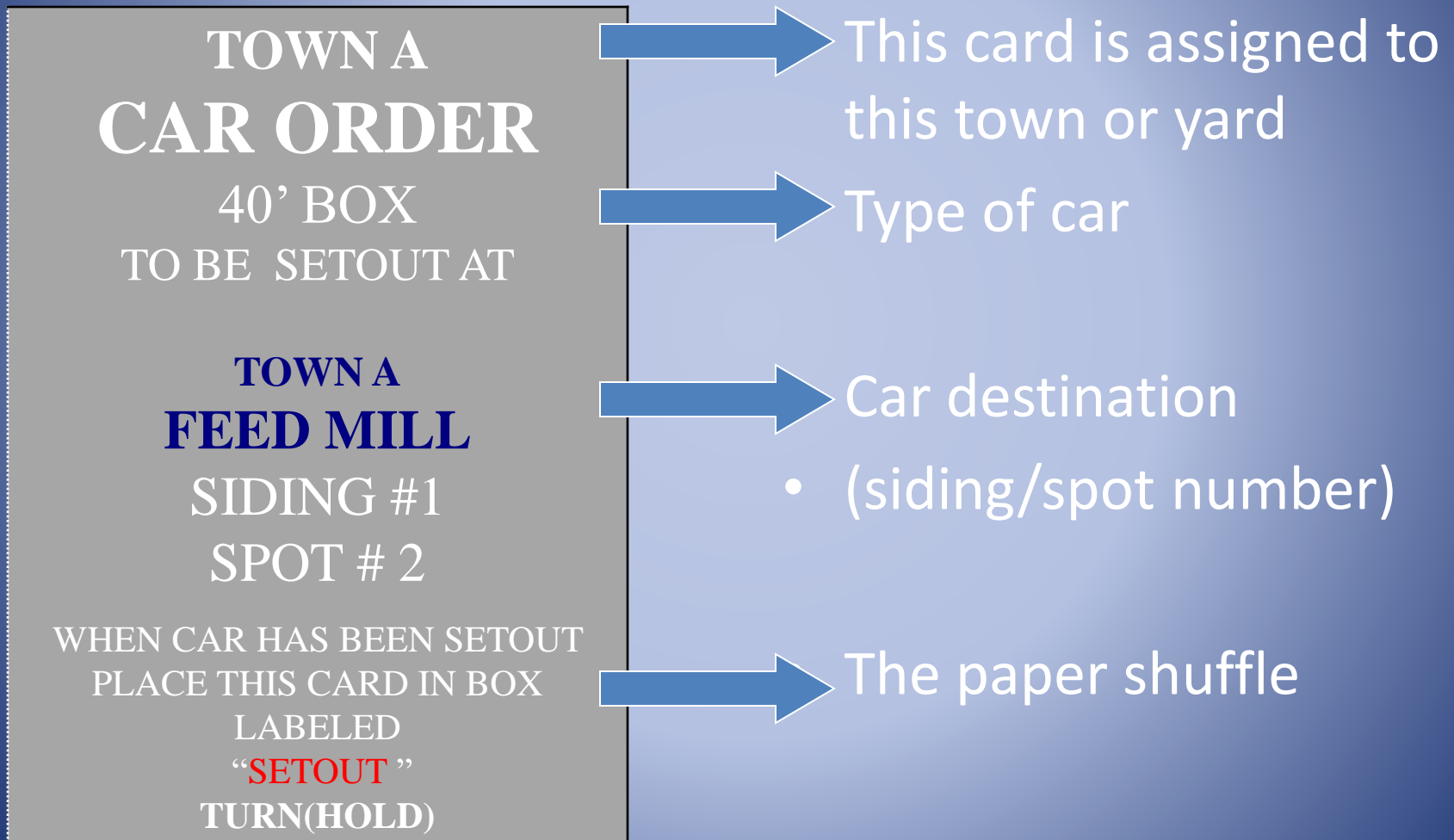
- CAR ORDER FORM
- HOW IT WORKS
- YARD TRANSFER
- WAY FREIGHT (TURNS)
- UNIT TRAINS (MILK RUNS)
- ADVANTAGES

QUICK SURVEY

- HAVE USED CAR FORWARDING?
 - Switch lists
 - 4 sided cards/pockets
 - “Just drop 8 cars here”
 - Some other system
- OPERATE IN HO OR SMALLER?
- WEAR GLASSES?
- WEATHERED CARS?
- LESS THAN BRIGHT LIGHTING?
- DISLIKE COMPLICATED PAPERWORK?
- WANT TO START OPS BUT TOO COMPLICATED TO START
- EASY OP SESSION SET UP

CAR ORDER FORM

THE CAR ORDER SIDE



TOWN A

CAR ORDER

40' BOX

TO BE SETOUT AT

TOWN A

FEED MILL

SIDING #1

SPOT # 2

WHEN CAR HAS BEEN SETOUT

PLACE THIS CARD IN BOX

LABELED

"SETOUT"

TURN(HOLD)

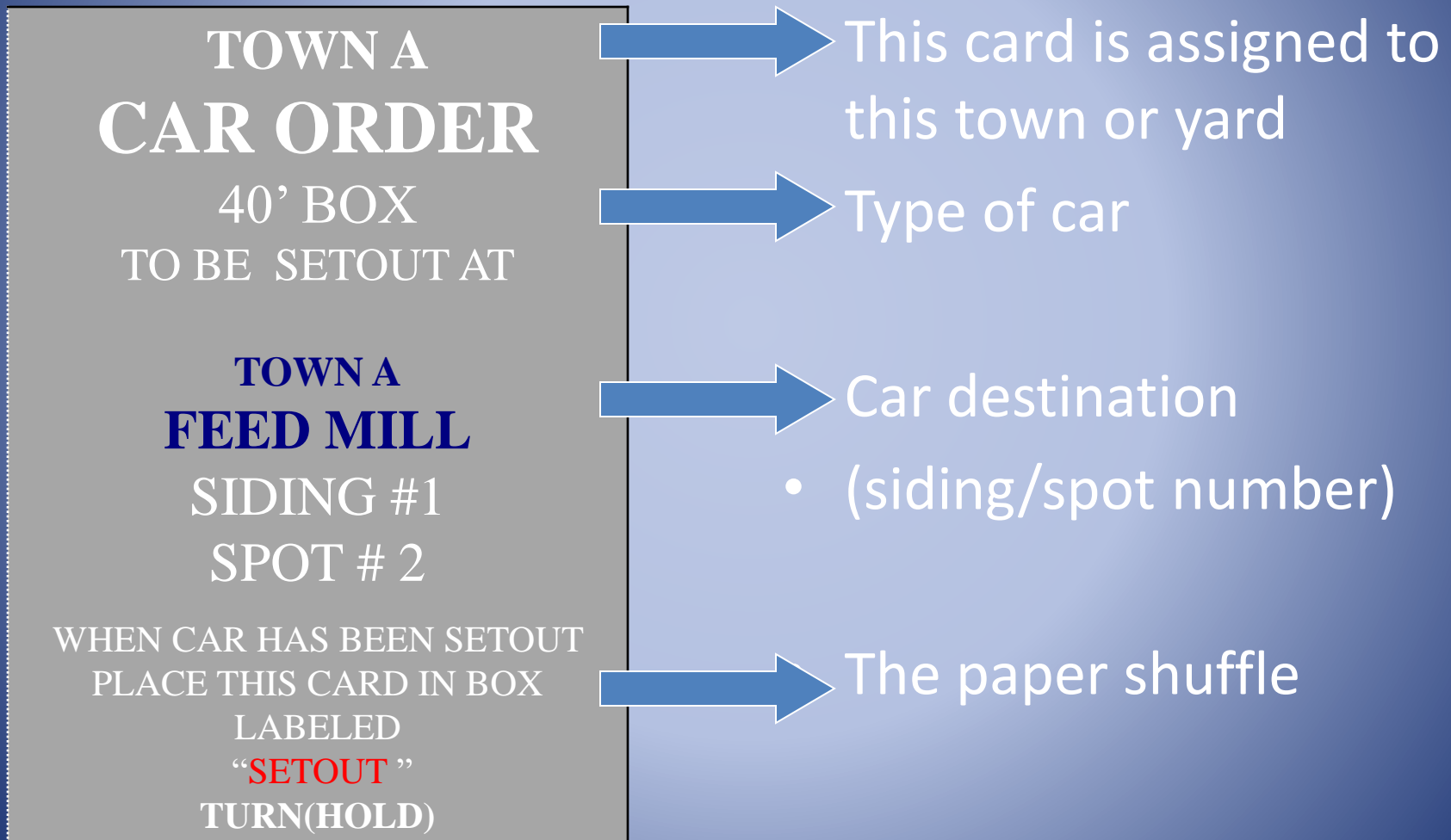
This card is assigned to this town or yard

Type of car

Car destination
• (siding/spot number)

The paper shuffle

THE CAR ORDER SIDE



THE COMPLETE FORM

TOWN A
CAR ORDER

40' BOX
TO BE SETOUT AT

TOWN A
FEED MILL

SIDING # 1

SPOT #2

WHEN CAR HAS BEEN SETOUT PLACE
THIS CARD IN BOX LABELED
"SETOUT"
TURN (HOLD)

TOWN A
PICKUP ORDER

40' BOX
TO BE PICKEDUP AT

TOWN A
FEED MILL

SIDING # 1

SPOT #2

ROAD CREW TO SETOUT CAR
OUT ON **EASTBOUND TRACK**

WHEN CAR HAS BEEN SETOUT TURN
THIS CARD AND PLACE IN

UNFILLED

Yard Transfers

34
TRAIN 206

LOGAN - SEXTON- GOTHAM

**MUST CONTACT DISPATCHER BEFORE
LEAVING ANY YARD**

LEAVE LOGAN **WESTBOUND** (LEFT) FROM
TRACK # 6

Proceed Per Signal Indication
Takes Siding at **APPLE** onto Sexton Yard Lead

LAKE INTERCHANGE

(West of Lake) Pick up 4 cars
Proceed Westbound

LEE INTERCHANGE

(East of Lee) Pick up 4 cars From Track **2**
Proceed Westbound

SEXTON YARD

ARRIVE TRACK # **1**

SEE REVERSE SIDE FOR INSTRUCTIONS

DUNDEE INTERCHANGE

(West Dundee)
Pick up 4 cars

Takes SIDING at **BART** onto Gotham Yard Lead
DISPATCHER WILL CONTACT GOTHAM YARD
MASTER WHO WILL FORWARD INSTRUCTIONS

TAKE MOTIVE POWER TO ENGINE FACILITY

**SEXTON YARD
INSTRUCTIONS**

ARRIVE TRACK # **1**

CHECK **YARD BOARD** FOR
UNFILLED CAR ORDERS

FILL CAR ORDERS BASED UPON TRAIN
NUMBER AND SWITCHING DISTRICT
PRIORITY

SETOUT ON TRACKS **2** OR **3**
ANY CARS THAT CAN FILL **CAR ORDERS**

PLACE THESE CARDS IN
FILLED ORDER BOX.

FROM TRACK **5** PICKUP ANY
WESTBOUND CARS

DO NOT EXCEED **18** CARS IN YOUR TRAIN

Sexton Yard



36

TRAIN 206

LOGAN - SEXTON- GOTHAM

MUST CONTACT DISPATCHER BEFORE LEAVING ANY YARD

LEAVE LOGAN **WESTBOUND** (LEFT) FROM TRACK # 6

Proceed Per Signal Indication

Takes Siding at **APPLE** onto Sexton Yard Lead

LAKE INTERCHANGE

(West of Lake) Pick up 4 cars

Proceed Westbound

LEE INTERCHANGE

(East of Lee) Pick up 4 cars From Track 2

Proceed Westbound

SEXTON YARD

ARRIVE TRACK # 1

SEE REVERSE SIDE FOR INSTRUCTIONS

DUNDEE INTERCHANGE

(West Dundee)

Pick up 4 cars

Takes **SIDING** at **BART** onto Gotham Yard Lead
DISPATCHER WILL CONTACT GOTHAM YARD MASTER WHO WILL FORWARD INSTRUCTIONS

TAKE MOTIVE POWER TO ENGINE FACILITY

TRAIN ORDER

206

LOGAN SEXTON GOTHAM

Departs Logan Westbound Track 6

Arrives Gotham

SEXTON YARD BOARD

ARRIVE TRACK 1 YARD MAIN CHECK FOR UNFILLED CAR ORDERS PER PR
RED NUMBER OF CARS NEEDED FOR TRAIN LIBERTY (7) LOGAN INDUSTRIAL (6) SEXTON
PLACE CARS ON TRACK 2 AND 3 PER TRACK BLOCKING CARD. PLACE FILLED CARS
PICK UP CARS FROM APPROPRIATE OUTBOUND TRACK FOR DIRECT
TRACK 4 FOR EASTBOUND TRACK 5 FOR WESTBOUND

TR #	NAME	DIR	1 ST PRIORITY	2 ND PRIORITY	3 RD
S1	ITHICA-CALVIN TURN	E			
103	GOTHAM- DUNDEE INTERCHANGE- SEXTON- LOGAN	E	LIBERTY TURN	LOGAN INDUSTRIAL	L
S2	LIBERTY TURN	E			
208	LOGAN- SEXTON-DUNDEE INTERCHANGE-GOTHAM	W	LOGAN INDUSTRIAL	LIBERTY TURN	
S3	LOGAN INDUSTRIAL	E			
102	GOTHAM-DUNDEE INTERCHANGE-SEXTON LOGAN	E	LIBERTY TURN	SEXTON INDUSTRIAL	
207	LOGAN-SEXTON-DUNDEE INTERCHANGE-GOTHAM	W	SEXTON INDUSTRIAL	ITHICA CALVIN TURN	
S4	LIBERTY TURN	E			
E4	PASSENGER	W			
101	GOTHAM-DUNDEE INTERCHANGE-SEXTON- LOGAN	E	ITHICA CALVIN TURN	LIBERTY TURN	
S5	SEXTON INDUSTRIAL				
206	LOGAN-SEXTON-DUNDEE INTERCHANGE- GOTHAM	W	LIBERTY TURN	LOGAN INDUSTRIAL	



SIXTON
CAR ORDER
40' HIGH CUBE BOX
TO BE DELIVERED TO
LIBERTY
WESTERN AUTO
SIDING # 1
SPOT # 2
WHEN CAR HAS BEEN SETOUT
PLACE THIS CARD IN BOX
LABELED
"SETOUT"

SIXTON
CAR ORDER
50' BOX
TO BE DELIVERED TO
LIBERTY
WESTERN AUTO
SIDING # 1
SPOT # 1
WHEN CAR HAS BEEN SETOUT
PLACE THIS CARD IN BOX
LABELED
"SETOUT"

SIXTON
CAR ORDER
50' HIGH CUBE BOX
TO BE DELIVERED TO
LIBERTY
MACK TRUCK
SIDING # 3
SPOT # 2
WHEN CAR HAS BEEN SETOUT
PLACE THIS CARD IN BOX
LABELED
"SETOUT"



SECTION
CAR ORDER
40' HIGH CUBE BOX
TO BE DELIVERED TO
LIBERTY
WESTERN AUTO
SIDING #1
SPOT #2
WHEN CAR HAS BEEN SPOTTED
PLACE THIS CARD IN BOX
LABELED
"SETOUT"

SECTION
CAR ORDER
50' BOX
TO BE DELIVERED TO
LIBERTY
WESTERN AUTO
SIDING #1
SPOT #1
WHEN CAR HAS BEEN SPOTTED
PLACE THIS CARD IN BOX
LABELED
"SETOUT"

SECTION
CAR ORDER
40' BOX
TO BE DELIVERED TO
LIBERTY
LIBERTY PRINTING
SIDING #2
SPOT #1
WHEN CAR HAS BEEN SPOTTED
PLACE THIS CARD IN BOX
LABELED
"SETOUT"

SECTION
CAR ORDER
50' BOX
TO BE DELIVERED TO
LIBERTY
MUCK TRUCK
SIDING #1
SPOT #2
WHEN CAR HAS BEEN SPOTTED
PLACE THIS CARD IN BOX
LABELED
"SETOUT"

UNFILLED
LIBERTY
SEVEN AND
13264



EAST TRACK

EAST TRACK 2

WEST TRACK 3

WEST TRACK

SIXTON
CAR ORDER
50' HIGH CUBE BOX
TO BE DELIVERED TO
LIBERTY
MACK TRUCK
SIDING # 3
SPOT # 2
WHEN CAR HAS BEEN SETON
PLACE THIS CARD

SIXTON YARD MASTER
USE ONLY

SIXTON YARD MASTER
USE ONLY

SIXTON
CAR ORDER
40' HIGH CUBE BOX
TO BE DELIVERED TO
LOGAN INDUSTRIAL
WEIDMAN WARD
SIDING # 1
SPOT # 2

LIBERTY

ITHICA/CALVIN

SIXTON

LOGAN

FILLED




Gotham Yard




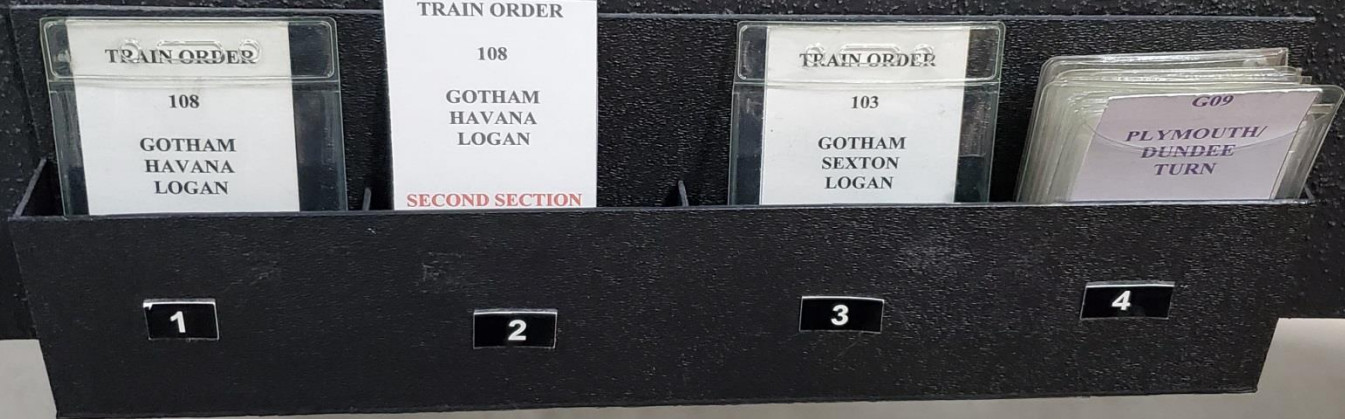
LAKE INTERCHANGE

WEST GOTHAM



EAST GOTHAM





TRAIN ORDER

108

GOTHAM
HAVANA
LOGAN

TRAIN ORDER

108

GOTHAM
HAVANA
LOGAN

SECOND SECTION

TRAIN ORDER

103

GOTHAM
SEXTON
LOGAN

G09

PLYMOUTH/
DUNDEE
TURN

1

2

3

4



A series of white cards with black text, likely representing car orders or manifests, laid out on a dark surface. The cards are organized into a row. A large, multi-page document with a grid and text is also visible in the background.

A row of color-coded folders or card holders, each containing a card with specific information. The folders are labeled with alphanumeric codes (G01-G10) and names of locations or facilities.

Folder Label	Card Content
G01	TRAIN ORDER GOTHAM YARD TO ROWAN YARD TRANSFER
G10	GOTHAM CAR ORDER 50' BOX TO BE DELIVERED TO RANDALL TURN
G09	GOTHAM CAR ORDER 50' BOX TO BE DELIVERED TO DUNDEE TURN
G08	GOTHAM CAR ORDER 50' BOX TO BE DELIVERED TO VICTORY INDUSTRIAL WINDOW
G07	GOTHAM CAR ORDER 50' BOX TO BE DELIVERED TO ERIE TURN
G06	GOTHAM CAR ORDER 50' BOX TO BE DELIVERED TO MILBORNE CORRUGATED
G05	GOTHAM CAR ORDER 50' BOX TO BE DELIVERED TO DAYTON AVERY TURN
G04	GOTHAM CAR ORDER 50' BOX TO BE DELIVERED TO GOTHAM INDUSTRIAL
G03	GOTHAM CAR ORDER 50' BOX TO BE DELIVERED TO R&RR FACILITY
G02	GOTHAM CAR ORDER 50' BOX TO BE DELIVERED TO NORTH GOTHAM INDUSTRIAL

STORAGE TRACKS

- 11 HUDSON/ROWAN YARD TX
- 10 RANDALL TURN
- 9 PLYMOUTH-DUNDEE TURN
- 8 MORGAN VICTORY TURN
- 7 ERIE TURN
- 6 MILBORNE TURN
- 5 DAYTON - AVERY TURN
- 4 GOTHAM INDUSTRIAL
- 3 R_xRR FACILITY
- 2 NORTH GOTHAM INDUSTRIAL
- 1 NORTH GOTHAM INDUSTRIAL

**UNIT TRAIN TRANSFERS
EMPTY COAL HOPPERS AND
GRAIN HOPPERS TRACK 10.5**

**GOTHAM YARD LIMITS
WEST- HOMER CROSSING
EAST- BART CROSSING**



**ALL TRAIN ARRIVALS/DEPARTURES
MUST GET AUTHORIZATION
FROM GOTHAM YARD MASTER AND
DISPATCHER**

**ARRIVAL YARD TRANSFER TRAINS
PLACE ON TRACKS 1 and 2**
FILL CAR ORDER REQUESTS FOR
LOCALS OUT OF GOTHAM
(TRACKS 11-10-9-8-7-6-5-4-3)
PLACE REMAINING CARS ON
OUTBOUND TRACK

**DEPARTURE YARD TRANSFER TRAINS
PLACE ON TRACKS 1 and 2**
NOTIFY DISPATCHER THAT TRAIN
IS READY TO DEPART.
ONCE AUTHORIZED ORDER
CREW TO PROCEED PER SIGNAL
INDICATION

**YARD TRANSFERS (Car Max)
LOCAL TRAINS (See Notes)**
UPON RETURN PLACE CARS ON
OUTBOUND TRACK 1 AND 2
FLIP PICKUP ORDERS & PLACE IN
UNFILLED CAR ORDERS BOX
**NOTE: ALWAYS FILL CAR REQUESTS FOR
NEXT LOCAL TO DEPART**

ALL TRACKS UNDER YARD MASTER
AUTHORITY

TRAIN #	NAME	A/D DIR	#	NOTES	T K	T K	T K	T K
G2	NORTH GOTHAM INDUSTRIAL	DEB	8	WORKS WITHIN GOTHAM YARD LIMITS SMALL SWITCHER				
103	GOTHAM SEXTON LOGAN	DEB						
201	LOGAN HAVANA GOTHAM	AEB						
G3	R _x RR FACILITY	DEB	6	WORKS WITHIN GOTHAM YARD LIMITS SMALL SWITCHER				
107	GOTHAM HAVANA LOGAN	DWB						
208	LOGAN SEXTON GOTHAM	AWB						
G9	PLYMOUTH-DUNDEE TURN	DEB	10					
G4	GOTHAM INDUSTRIAL	DEB	8	WORKS WITHIN GOTHAM YARD LIMITS SMALL SWITCHER				
102	GOTHAM SEXTON LOGAN	DEB						
203	LOGAN HAVANA GOTHAM	AEB						
G5	DAYTON AVERY TURN	DWB	8					
G12	ROWAN		8	GOTHAM TO ROWAN YARD TRANSFER				
G6	MILBORNE TURN	DWB	8	SMALL SWITCHER				
E2	COAL JOB	AWB DWB		SETOUT/PICKUP BAY HOPPERS WEST DRILL TRACK				
G7	ERIE TURN	DEB	8					
106	GOTHAM HAVANA LOGAN	DWB						
207	LOGAN SEXTON GOTHAM	AWB						
G8	MORGAN VICTORY TURN	DEB	8					
E4	PASSENGER	DWB						
202	LOGAN HAVANA GOTHAM	AEB						
101	GOTHAM SEXTON LOGAN	DEB						
G9	PLYMOUTH-DUNDEE TURN	DEB	10					
G10	RANDALL TURN	DWB	8					
G11	HUDSON		7	GOTHAM TO HUDSON YARD TRANSFER				
108	GOTHAM HAVANA LOGAN	DWB						
206	LOGAN SEXTON GOTHAM	AWB						

LOCAL TURNS

SEXTON LOCAL FRT

S1 ITHICA/CALVIN TURN

SERVING TOWNS OF: ITHICA CALVIN

**MUST CONTACT DISPATCHER
BEFORE LEAVING SEXTON YARD AND FOR
TRACK AND TIME**

Pick up Engine and Caboose from
Engine Facility.

DO NOT GO BEYOND YARD LIMITS

See reverse side for
Train Makeup Instructions

Train order – leave SEXTON **EASTBOUND**
(RIGHT)

Proceed per Signal Indication

Yard Limits at **APPLE** Takes Siding at **APPLE**

ITHICA/CALVIN

Contact dispatcher for **T&T**

See reverse side for
Switching Instructions

Continue **Eastbound** to Calvin switch
trailing point industries .Return

Westbound to SEXTON Siding at **Doyle**

Take Siding at **Apple** on to
Sexton Yard Lead

SEXTON YARD

See reverse side for
Returning Yard Instructions

SEXTON

TRAIN MAKEUP INSTRUCTIONS

Make up your train as follows From
SEXTON YARD BOARD pickup **CAR**
ORDERS from **FILLED CAR ORDER** box for
cars going to industries in the towns
served. Using **CAR ORDERS** to determine
what type and number of cars needed.
Make up train from cars on tracks **2 & 3**.
DO NOT EXCEED ~~X~~ **CARS** IN YOUR TRAIN

SWITCHING DISTRICT INSTRUCTIONS

Pickup cars per **PICKUP ORDERS**

Setout cars per **CAR ORDERS**

FLIP CARDS IN **HOLD** BOX

MOVE TO **PICKUP** BOX

MOVE CARDS IN **SETOUT** BOX TO
HOLD BOX

RETURNING YARD INSTRUCTIONS

Follow car routing instructions on **PICKUP**
ORDERS to determine on which track to
set out cars

.EASTBOUND TRACK **4**

WESTBOUND TRACK **5**

Flip cards from **PICKUP ORDER** side to
CAR ORDERS side and **Place**
into **UNFILLED CAR ORDER** BOX

SEXTON





CAR ORDER
3 DAY
CHEM COY TRIGGER
FROM CALVIN
INDUSTRIAL
PLASTIC
SHEET 1
SHEET 2
SHEET 3

CAR ORDER
SO BOX
FROM CALVIN
INDUSTRIAL
PLASTIC
SHEET 1
SHEET 2
SHEET 3

CAR ORDER
80 CHM FINE
FROM CALVIN
INDUSTRIAL
PLASTIC
SHEET 1
SHEET 2
SHEET 3

CAR ORDER
80 CHM FINE
FROM CALVIN
INDUSTRIAL
PLASTIC
SHEET 1
SHEET 2
SHEET 3

CAR ORDER
SO BOX
FROM CALVIN
INDUSTRIAL
PLASTIC
SHEET 1
SHEET 2
SHEET 3

CAR ORDER
80 CHM FINE
FROM CALVIN
INDUSTRIAL
PLASTIC
SHEET 1
SHEET 2
SHEET 3

CAR ORDER
SO BOX
FROM CALVIN
INDUSTRIAL
PLASTIC
SHEET 1
SHEET 2
SHEET 3

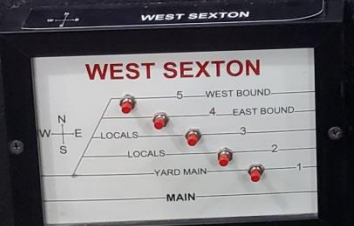
CAR ORDER
SO BOX
FROM CALVIN
INDUSTRIAL
PLASTIC
SHEET 1
SHEET 2
SHEET 3

SEXTON YARD BOARD
FOR USE IN THE WEST SEXTON YARD BOARD
FOR USE IN THE EAST SEXTON YARD BOARD
FOR USE IN THE WEST SEXTON YARD BOARD
FOR USE IN THE EAST SEXTON YARD BOARD

UNFILLED

CAR ORDER
80 CHM FINE
FROM CALVIN
INDUSTRIAL
PLASTIC
SHEET 1
SHEET 2
SHEET 3

CAR ORDER
80 CHM FINE
FROM CALVIN
INDUSTRIAL
PLASTIC
SHEET 1
SHEET 2
SHEET 3



EAST TRACK

EAST TRACK 2

WEST TRACK 3

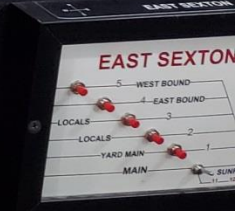
WEST TRACK

CAR ORDER
3 DAY
CHEM COY TRIGGER
FROM CALVIN
INDUSTRIAL
PLASTIC
SHEET 1
SHEET 2
SHEET 3

ITHICA/CALVIN

SEXTON

LOGAN







SIXTON
CAR ORDER
40' HIGH CUBE BOX
TO BE DELIVERED TO
ITHICA
STEELCASE
SIDING # 1
SPOT # 2
WHEN CAR HAS BEEN SETOUT
PLACE THIS CARD IN BOX
LABELED
"SETOUT"

SIXTON
PICKUP ORDER
SIXTON
CAR ORDER
50' BOX
TO BE DELIVERED TO
ITHICA
**EVERGREEN
PLASTICS**
SIDING # 1
SPOT # 3
WHEN CAR HAS BEEN SETOUT
PLACE THIS CARD IN BOX
LABELED
"SETOUT"

SIXTON
CAR ORDER
40' HIGH CUBE BOX
TO BE DELIVERED TO
ITHICA
ADMIRAL APPLIANCE
SIDING # 1
SPOT # 3
WHEN CAR HAS BEEN SETOUT
PLACE THIS CARD IN BOX
LABELED
"SETOUT"



SEXTON
CAR ORDER
 40' HIGH CUBE BOX
 TO BE DELIVERED TO
ITHICA
ADMIRAL APPLIANCE
 SIDING # 1
 SPOT # 3
 WHEN CAR HAS BEEN SETOUT
 PLACE THIS CARD IN BOX
 LABELED
 "SETOUT"

SEXTON
PICKUP ORDER
 SEXTON
CAR ORDER
 50' BOX
 TO BE DELIVERED TO
ITHICA
EVERGREEN
PLASTICS
 SIDING # 1
 SPOT # 3
 WHEN CAR HAS BEEN SETOUT
 PLACE THIS CARD IN BOX
 LABELED
 "SETOUT"

SEXTON
CAR ORDER
 40' HIGH CUBE BOX
 TO BE DELIVERED TO
ITHICA
STEEL CASE
 SIDING # 1
 SPOT # 2
 WHEN CAR HAS BEEN SETOUT
 PLACE THIS CARD IN BOX
 LABELED
 "SETOUT"

NLRX
 14015
trona
 chemicals

EVERGREEN
 PLASTICS

STEEL CASE

STEEL CASE
 40' HIGH CUBE BOX



VE LA CS NC

NLRX
14012
trona
CHEMICALS

MI LW
08 874

Admiral
TELEVISION
APPLIANCES



Hold cards are flipped and placed into
Pickup and Setout cards placed into
hold section





ITHICA

SEXTON
CAR ORDER
40' HIGH CUBE BOX
TO BE DELIVERED TO
ITHICA
ADMIRAL APPLIANCE
SIDING # 1

SEXTON
PICKUP ORDER
2 BAY
CHEM COV HOPPER
TO BE PICKED UP AT
ITHICA
EVERGREEN
PLASTICS
SIDING # 1
SPOT # 1
YARD CREW

SETOUT HOLD PICKUP



Setout cars on outbound tracks

SEXTON

PICKUP ORDER

10K CHEM TANK

TO BE PICKED UP AT
CALVIN

**INDUSTRIAL
PLASTICS**

SIDING # 2
SPOT # 5

YARD CREW TO SET OUT ON
WESTBOUND YARD TRACK
THEN TURN THIS CARD OVER AND
PLACE IN BOX LABELED
"UNFILLED ORDERS"

SEXTON

TRAIN MAKEUP INSTRUCTIONS

Make up your train as follows From
SEXTON YARD BOARD pickup **CAR
ORDERS** from **FILLED CAR ORDER** box for
cars going to industries in the towns
served. Using **CAR ORDERS** to determine
what type and number of cars needed.
Make up train from cars on tracks **2 & 3**.
DO NOT EXCEED ~~X~~ **CARS** IN YOUR TRAIN

SWITCHING DISTRICT INSTRUCTIONS

Pickup cars per **PICKUP ORDERS**
Setout cars per **CAR ORDERS**
FLIP CARDS IN **HOLD** BOX
MOVE TO **PICKUP** BOX
MOVE CARDS IN **SETOUT** BOX TO
HOLD BOX

RETURNING YARD INSTRUCTIONS

Follow car routing instructions on **PICKUP
ORDERS** to determine on which track to
set out cars

EASTBOUND TRACK 4
WESTBOUND TRACK 5

Flip cards from **PICKUP ORDER** side to
CAR ORDERS side and **Place**
into **UNFILLED CAR ORDER** BOX

SEXTON

PICKUP ORDER

50' BOX

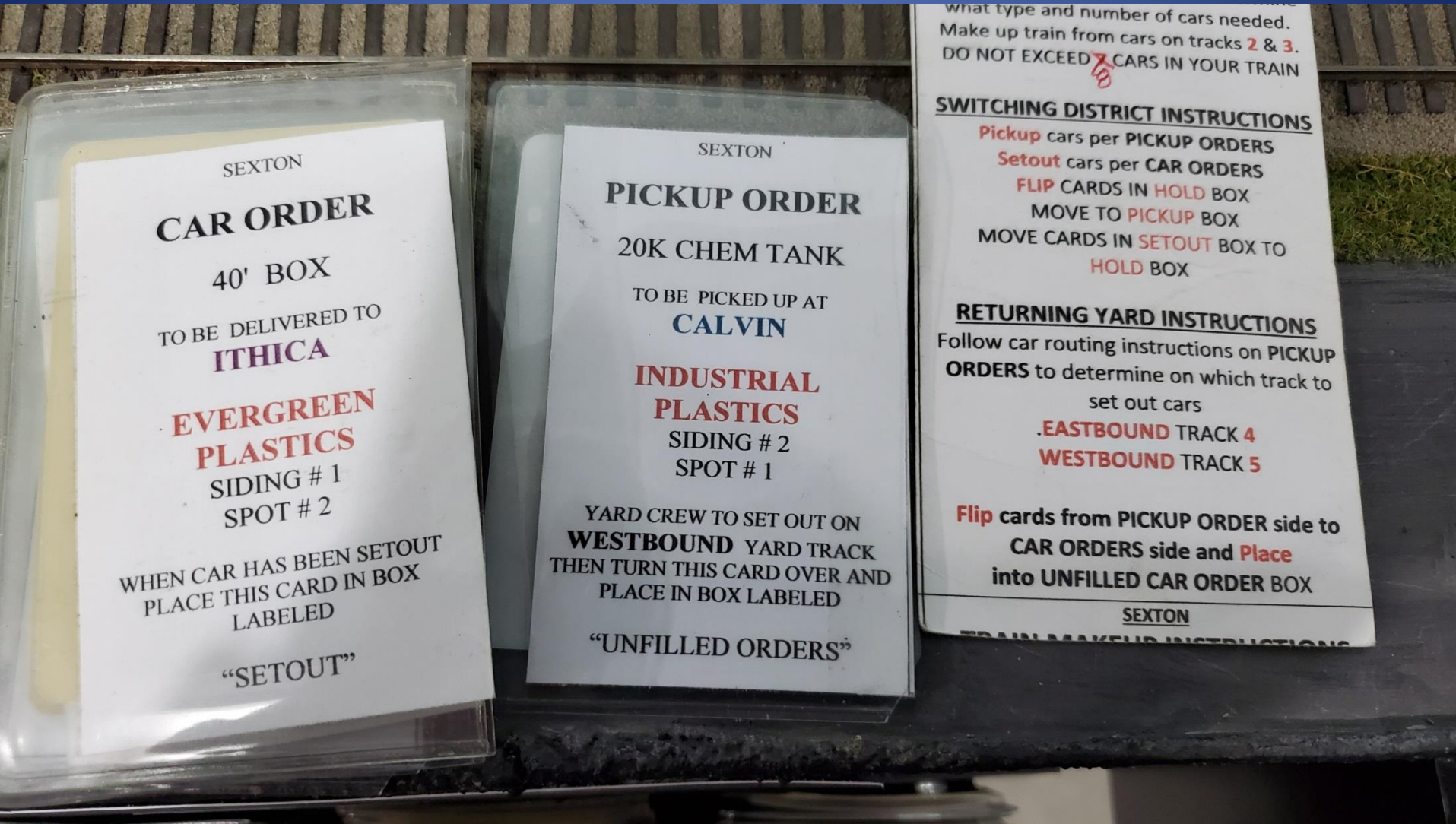
TO BE PICKED UP AT
CALVIN

UNITED FREIGHT

SIDING # 1
SPOT # 1

YARD CREW TO SET OUT ON
EASTBOUND YARD TRACK
THEN TURN THIS CARD OVER AND
PLACE IN BOX LABELED
"UNFILLED ORDERS"

Flip cards and place into Unfilled box



ADVANTAGES

SELF CORRECTING

- If a car is in the wrong place the crew can either leave it or pick it up-their decision does not affect any other operations.
- Find a car with no “PICKUP ORDER” pick it up and route it out on a through freight
- Find a “PICKUP ORDER” with no car turn the form over to “CAR ORDERS” and place in car order pocket.
- It’s so simple even a

ADJUSTING CAR FLEET

- Want to add a car to your CAR FLEET?
- Just put it on the layout, no need to make out new car cards or change your computer program
- Want to take a car out of service-just take it off
- This works well in clubs where members bring in or take home equipment.

ADJUSTING INDUSTRIES

- Want to add a new spur and Industry?
- Put it on the layout, figure the number of car spots and car type for each spot
- Make out new Car Orders
- Want to remove or change an Industry?
- Tear up the old Car Orders.

PROVIDES FOR CONTINUOUS OPERATIONS

- Since the paperwork is done when a car is setout or picked up it is immediately ready for the next train
- Since through freights do not need any waybills or paperwork they are ready for the next run as soon as they get to a staging yard or the end of their run

YOU DON'T NEED
TO READ CAR
NUMBERS!

National Conventions

RxRR 1.0	Great Lakes Express 2007	Detroit, MI (Grand Rapids)
RxRR 2.0	Peachtree Express 2013	Atlanta, Ga (Griffin)
RxRR 3.0	Highball to Indy 2016	Indianapolis, IN (Westfield)

More Information

- [groups.io](#) – carordersmrr@groups.io
 - “Apply” for membership
 - Discussions, Assistance, Files
 - Examples – Coal, passenger ops
- [NMRA Magazine](#)
 - March 2012 (Hank Tenwolde)
- [2012 NMRA National Convention Clinics](#)
- <http://rxrr.webs.com> (RxRR Web Site)
- [OPSIG – The Dispatcher’s Office](#)
 - Jan 2015 (Earl Hackett)